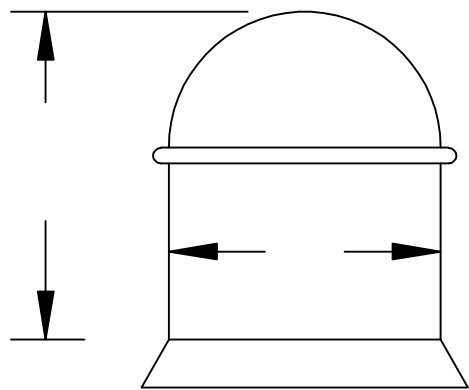
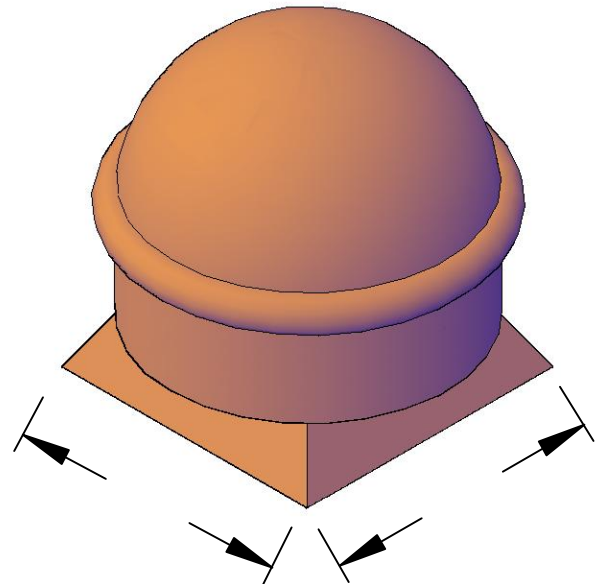
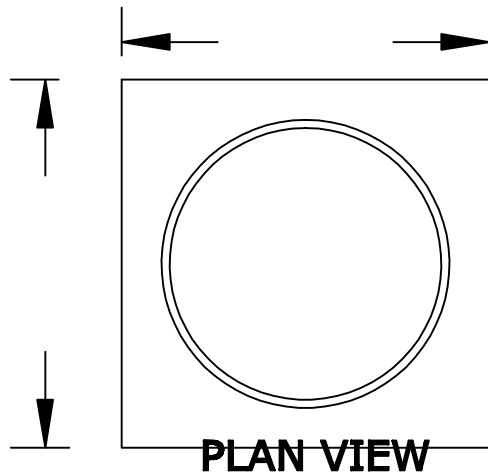


RUTLAND GUTTER SUPPLY LLC

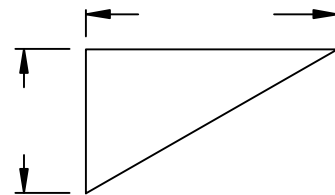
rutlandguttersupply@yahoo.com Ph: 407-859-1119 Fax: 407-859-1123

DOME ROOF VENT



ISO VIEW

ROOF PITCH



To determine roof pitch:
 Use a straight edge atleast 12" long,
 Put corner on roof, holding vertically
 level.
 At the 12" point, measure down. This
 is your roof pitch.
 EXAMPLE: 12"



PLEASE FILL IN ALL MISSING DIMENSIONS INCLUDING MATERIAL & ROOF PITCH. THEN FAX BACK FOR A PRICE QUOTE.

Company:

Item:

Date:

Material:

Signature:

Notes:

CUSTOM ORDERS CAN NOT BE RETURNED